



PACE PROGRAM

ARIBA REGISTRATION GUIDE

NEW SUPPLIER REGISTRATION PROCESS

TABLE TO CONTENT

1.1 SABIC Registration Methods	3
2.1 Overall Process for Self Registration (for new supplier).....	4
2.2 Step 1: Visit SABIC Supplier Portal.....	5
2.3 Step 2: Complete SABIC Request Form	6
2.4 Step 3: Registration on Ariba network for New Suppliers.....	7
2.5 Step 4: Network Account Creation	7
2.6 Step 5: Responding to Registration Questionnaires	9
3.1 Video Guide	11
4.1 FAQ	12

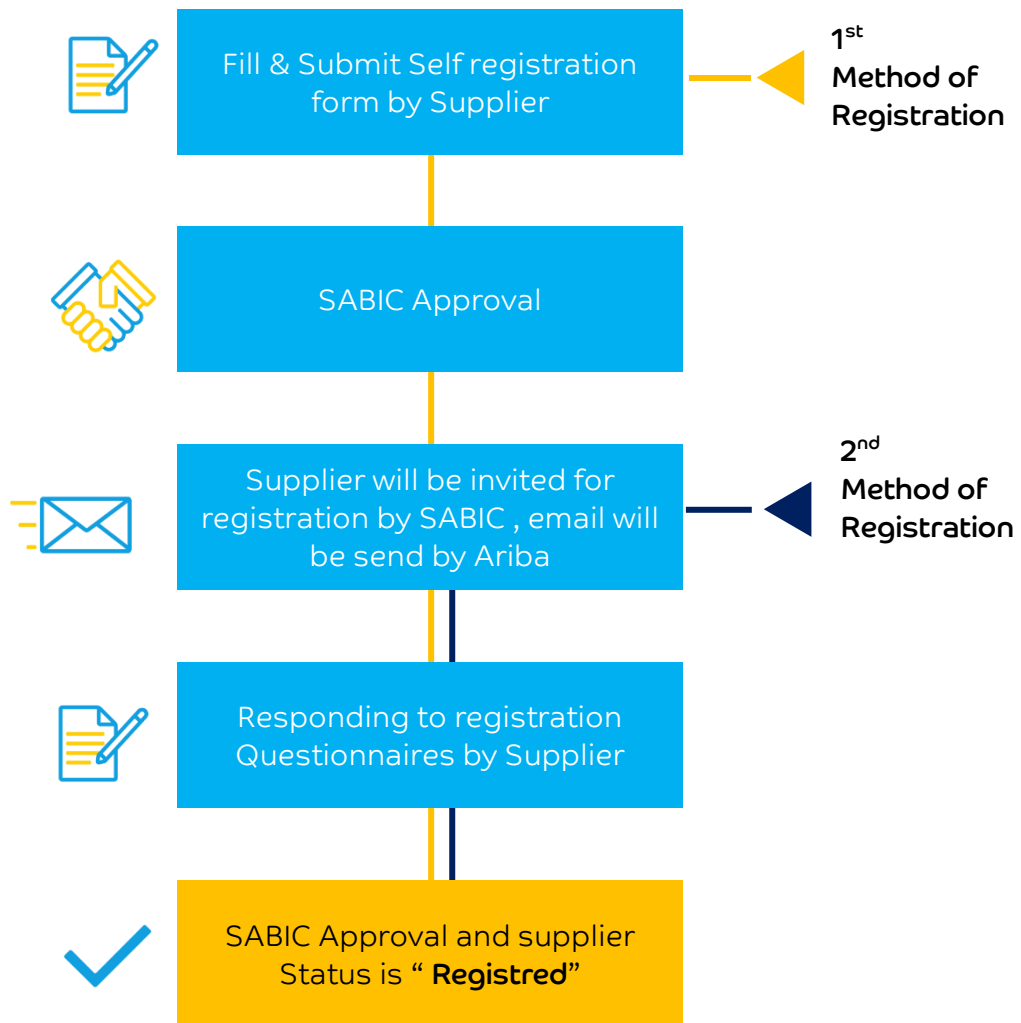


ARIBA REGISTRATION GUIDE FOR NEW SUPPLIER REGISTRATION

1.1 SABIC Registration Methods

There are two methods to be registered with SABIC as a new suppliers whom does not have SABIC vendor code :

- 1st Method :**
 Supplier self registration, where supplier shall complete "Supplier Self registration Form". Please follow step-by-step starting from page 4 [Click Here](#)
- 2nd Method :**
 Supplier will be invited for registration by SABIC, where supplier will receive an invitation email for registration. Please follow step-by-step process starting from Page 8 [Click Here](#)



ARIBA REGISTRATION GUIDE FOR NEW SUPPLIER REGISTRATION

2.1 Overall Process for Self Registration (for new supplier)

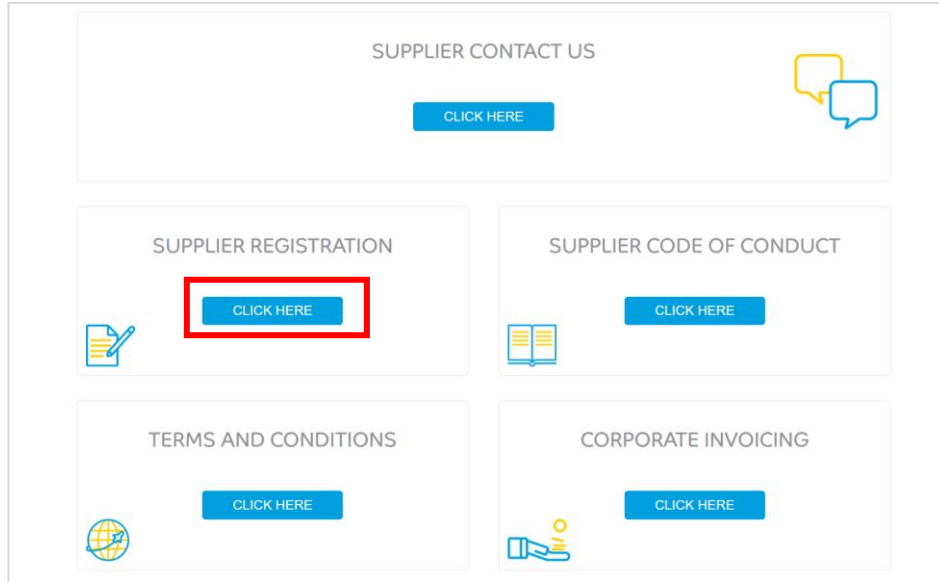
If you would like to register as a new supplier in SABIC, please follow the below steps



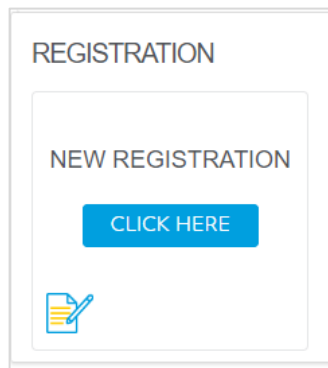
ARIBA REGISTRATION GUIDE FOR NEW SUPPLIER REGISTRATION

2.2 Step 1: Visit SABIC Supplier Portal

1. For supplier self registration, supplier shall visit SABIC Supplier Portal at: <https://supplier.sabic.com/>.
2. Click on "SUPPLIER REGISTRATION"



3. Click on "new registration"



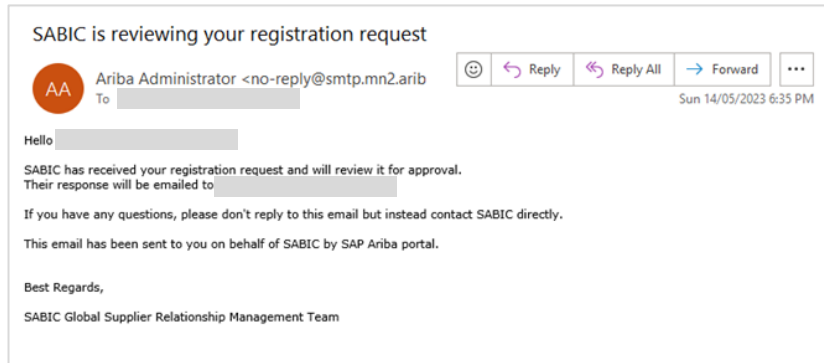
ARIBA REGISTRATION GUIDE FOR NEW SUPPLIER REGISTRATION

2.3 Step 2: Complete SABIC Request Form

- Supplier shall fill "Supplier Self Registration Form" and submit

Note : do not fill the form if you have already receive an invitation for registration

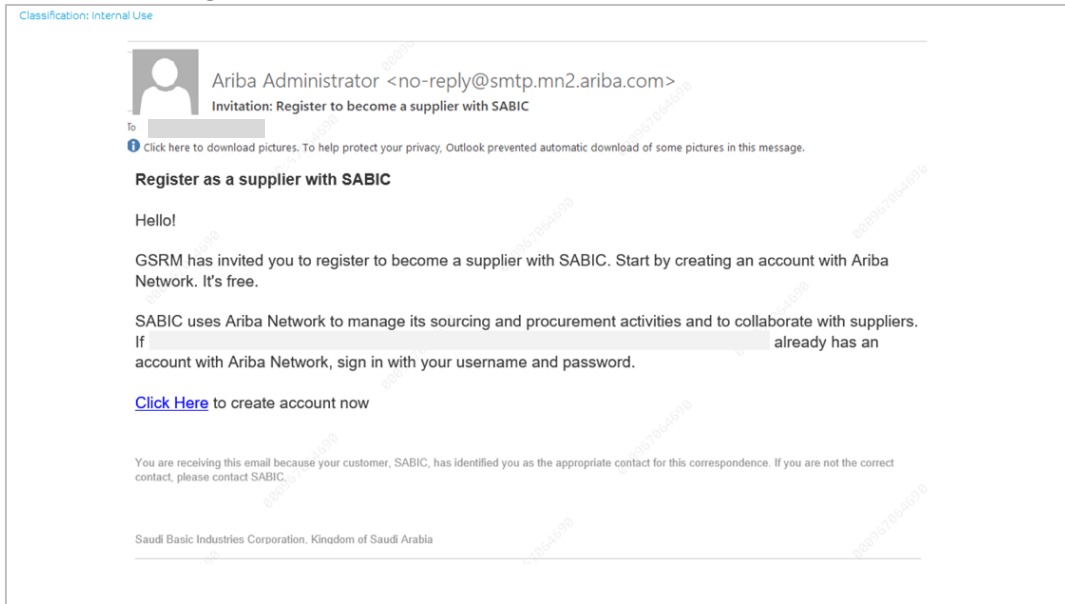
- Complete the Supplier self-registration form and enter all the mandatory fields marked with an asterisk(*). And submit
- After the submission you will receive the below notification email where the supplier request will be pending for SABIC approval.



ARIBA REGISTRATION GUIDE FOR NEW SUPPLIER REGISTRATION

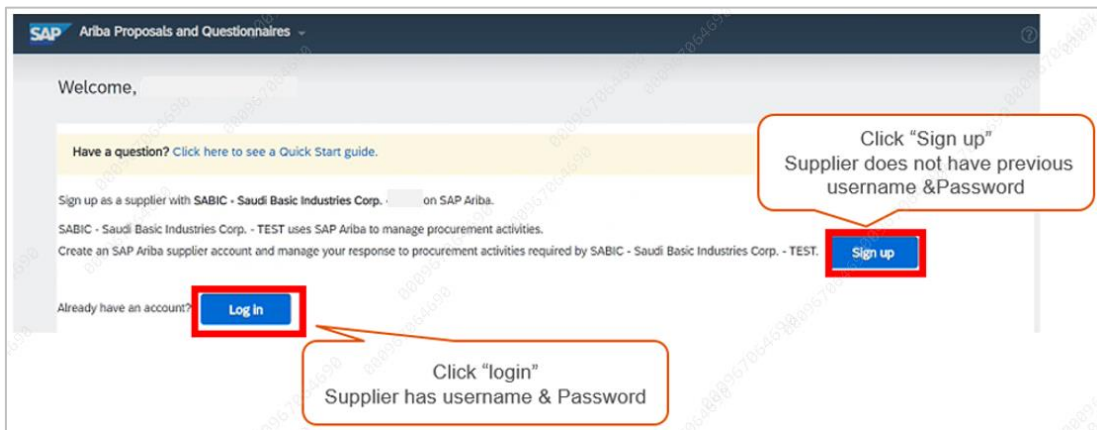
2.4 Step 3: Registration on Ariba network for New Suppliers

1. Upon SABIC approval supplier will receive an invitation email from SAP Ariba to start the registration process



2.5 Step 4: Network Account Creation

1. Suppliers without SAP Ariba Account prior to this step are requested to click "Sign Up".
2. Suppliers with SAP Ariba Account prior to this step are requested to click "Log In"



3. Create SAP Ariba Network Account (Sign Up) New Suppliers to SAP Ariba Network are required to create a Network Account. By creating a Network Account, the Supplier designated user is allowed to access the Supplier Profile at any time in the future by simply logging in.

ARIBA REGISTRATION GUIDE FOR NEW SUPPLIER REGISTRATION

4. Enter Products and Services and Ship to Locations. (Enter at least one and then you can complete your profile further after registration). You can click Browse to choose "Product and Service Categories" and "ship-to Service Locations.

Company information

* Indicates a required field

Company Name: * GC - Payment Term Supplier

Country/Region: * Saudi Arabia [SAU]

Address: * Street 5
Line 2

City: * Riyadh

Postal Code: * 89290

State: * Select

If your company has more than one office, enter the main office address. You can enter more addresses such as your shipping address, billing address or other addresses later in your company profile.

Provide company information in all mark sections

User account information

* Indicates a required field

SAP Business Network Privacy Statement

Name: * Giorgio Cornaglia

Email: * test_supplier_gc8@yopmail.com

Use my email as my username

Username: * test_supplier_gc8@yopmail.com

Password: * Enter Password

Repeat Password

Language: English

Email orders to: * test_supplier_gc8@yopmail.com

Must be in email format (e.g. john@newco.com)

Provide company information in all mark sections

The language used when Ariba sends you configurable notifications. This is different than your web browser's language.

Customers may send you their orders through Ariba Network. To send orders to multiple contacts in your organization, create a distribution list and enter the email address here. You can change this anytime.

Tell us more about your business

Product and Service Categories: * Enter Product and Service Categories

Ship-to or Service Locations: * Enter Ship-to or Service Location

Add -or- Browse

Add -or- Browse

Browse Product and Service Categories Didn't find what you were looking for? Try Search >

- Agricultural & Fishing Machinery >
- Agricultural & Fishing Services >
- Apparel, Luggage & Personal Care >
- Chemicals >
- Cleaning Supplies >
- Computer Hardware, Software & Telecom >
- Construction & Maintenance Services >
- Construction Materials >
- Additives >
- Colorants >
- Compounds & Mixtures >
- Elements & Gases >
- Explosive Materials >
- Solvents >
- Waxes & Oils >
- Oils >
- Waxes >
- Natural waxes
- Paraffins
- Petrolatums
- Synthetic waxes

You can see lower level classification by click on the corresponding category

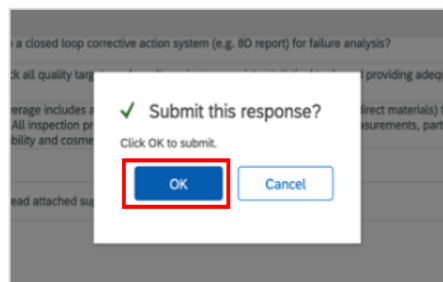
Click "+" to select the category

5. Accept terms and conditions and click 'Submit'.

ARIBA REGISTRATION GUIDE FOR NEW SUPPLIER REGISTRATION

2.6 Step 5: Responding to Registration Questionnaires

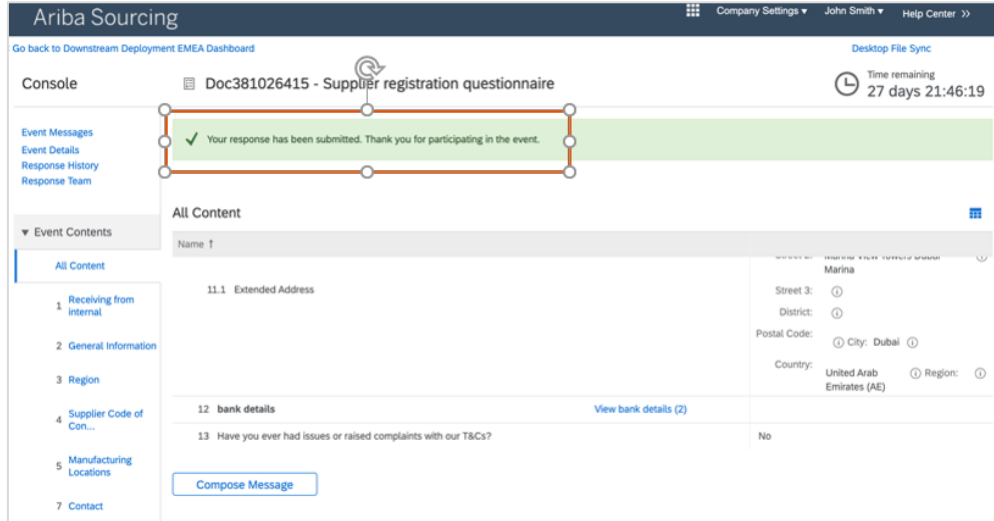
1. After SAP Ariba account creation and log in, the supplier will be linked to his registration questionnaire. Suppliers are required to fill in data and submit the questionnaire.
2. Complete the Supplier registration questionnaire and enter all the mandatory fields marked with an asterisk(*). You may save it as a draft and complete the form within the time remaining.
3. You may also compose a message to SABIC in case you require any clarification.
4. Click on Submit Entire Response once you have completed the questionnaire



5. Click on "submit" again to confirm the submission.

ARIBA REGISTRATION GUIDE FOR NEW SUPPLIER REGISTRATION

6. Your response has been successfully submitted



7. Your registration will be pending approval while it is being reviewed by SABIC



DONE

You Have Completed All The Steps For Registration And Upon SABIC Approval Your Company Status Will Be **“Registered”**



[Click here](#) Go BACK TO Table of Content



Supplier Call Center
920029111

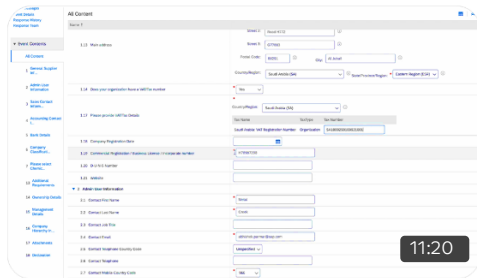
For international call: +966-133506881

ARIBA REGISTRATION GUIDE FOR NEW SUPPLIER REGISTRATION

3.1 Video Guide

In this section, you can find the videos that will guide on the above steps; in addition, you can find more videos related to supplier management applications:

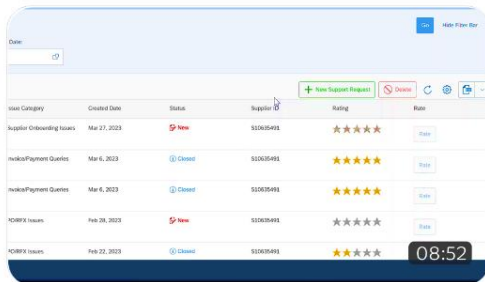
1. **Supplier Feedback Application:** Supplier can raise support request with SABIC
2. **Supplier Performance Application:** Supplier can view their company performance with SABIC
3. **Supplier Improvement Plan:** Supplier view the improvements requested from SABIC and provide feedback



Network Account Creation & Responding To Registration Questionnaires Invitation Email

[Click here to Play](#)

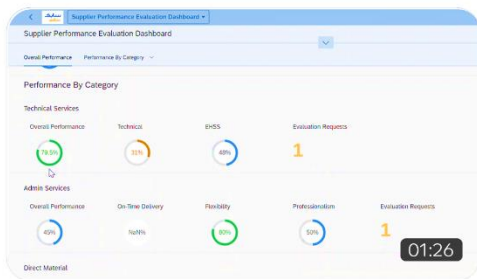
Password: Ariba@2023



Raise Supplier Feedback in SAP Ariba By Suppliers

[Click here to Play](#)

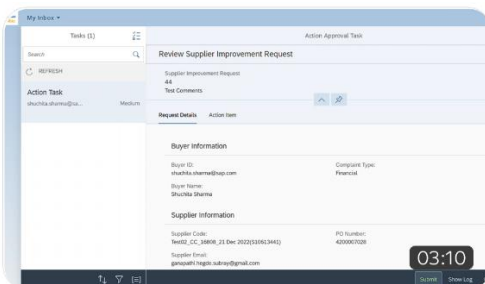
Password: Ariba@2023



Review Suppliers Performance in SAP Ariba

[Click here to Play](#)

Password: Ariba@2023



Responding To Supplier Improvement Plan By Suppliers

[Click here to Play](#)

Password: Ariba@2023

4.1 FAQ

1. What are the benefits of using SAP Ariba?

Ariba will enhance the supplier experience as it provides more solutions for the suppliers such as supplier performance visibility, raising and rating support requests and also the ability to manage your profile with better control on the documents and certificates provided. Moreover, it will streamline the current manual process of the contract creation.

2. Will SAP Ariba platform will be used for SABIC and SHPP?

SAP Ariba application is only for SABIC, However, SHPP will remain to use SLM to manage your company profile with SABIC

3. SAP SLP stands for what?

SAP Ariba SLP stand for "Supplier lifecycle and performance".

4. Is SAP Ariba Secure?

SABIC deal with a secured application, however, for any cybersecurity attack, supplier shall comply with T&C and to communicate with SABIC cybersecurity team not later than 24 hours.

5. Do you have the deadline for SAP Ariba registration?

Registration questionnaires shall be submitted within 90 days from the invite date.

6. If I already have an account on Sap Ariba with another company, I need to register again.

No, you can use the existing login credentials and answer the registration questionnaire requested by SABIC.

7. How many users can be registered on SAP Ariba for each supplier?

You can add multiple users for your Ariba network account. There is no known limit for number of users to be added to the account.

8. How to contact SABIC for support?

SABIC can be contacted through Suppliers feedback application in Ariba or call center at 920029111 (for international call: +966-133506881)

9. If I have an issue with the Ariba username and password whom to contact?

Please contact Ariba support team using the [Forgot password](#) available on the portal

10. If I already have an account on Sap Ariba with another company, I need to register again?

No, you can use the existing login credentials and answer the registration questionnaire requested by SABIC.



ARIBA REGISTRATION GUIDE FOR NEW SUPPLIER REGISTRATION

11. Will e-business will be no longer used?

E-business will be continued to be in use for Operational PO and invoice submissions.

12. How to contact SABIC for support?

SABIC can be contacted through Suppliers feedback application in Ariba or call center at 920029111 (for international call: +966-133506881)

13. If I have an issue with the Ariba username and password whom to contact?

Please contact Ariba support team using the [Forgot password](#) available on the portal

14. Is the questionnaire valid after 90 days?

Yes, the registration questionnaire is valid for 90 days. If for any reason, the questionnaire cannot be submitted, please contact call center.

